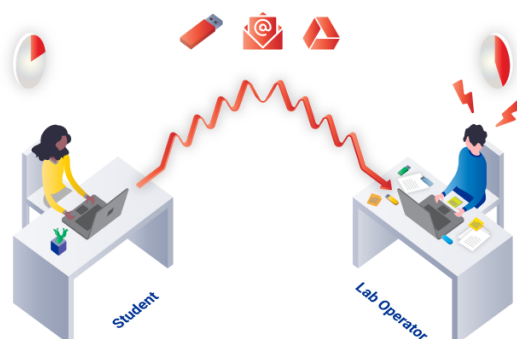


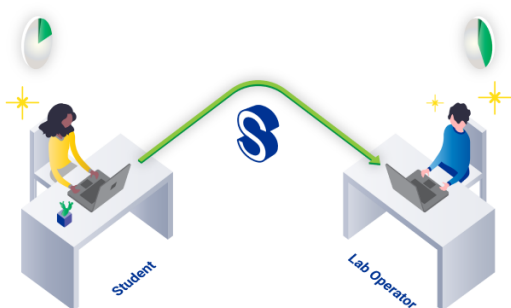


# GrabCAD Shop for Schools

A shop teacher shouldn't have to spend 15% of their time managing multiple job requests. What's even worse is not being able to control who is printing and what materials students are using. Not to mention, trying to track cost and usage between classes is near impossible.



**GrabCAD Shop™ simplifies by providing an all-in-one 3D printing shop management solution for students, teachers and shop operators:**



- The GrabCAD Shop workflow ensures each student provides you with all the information you need, so you can spend less time going back and forth and get their project done faster.
- The operator dashboard helps you easily keep track of where requests come from — by class, by project, or by department.
- GrabCAD Shop requires minimal setup, right out of the box, so the Admin can simply invite and add students to their Shop.

# Configure Your Shop

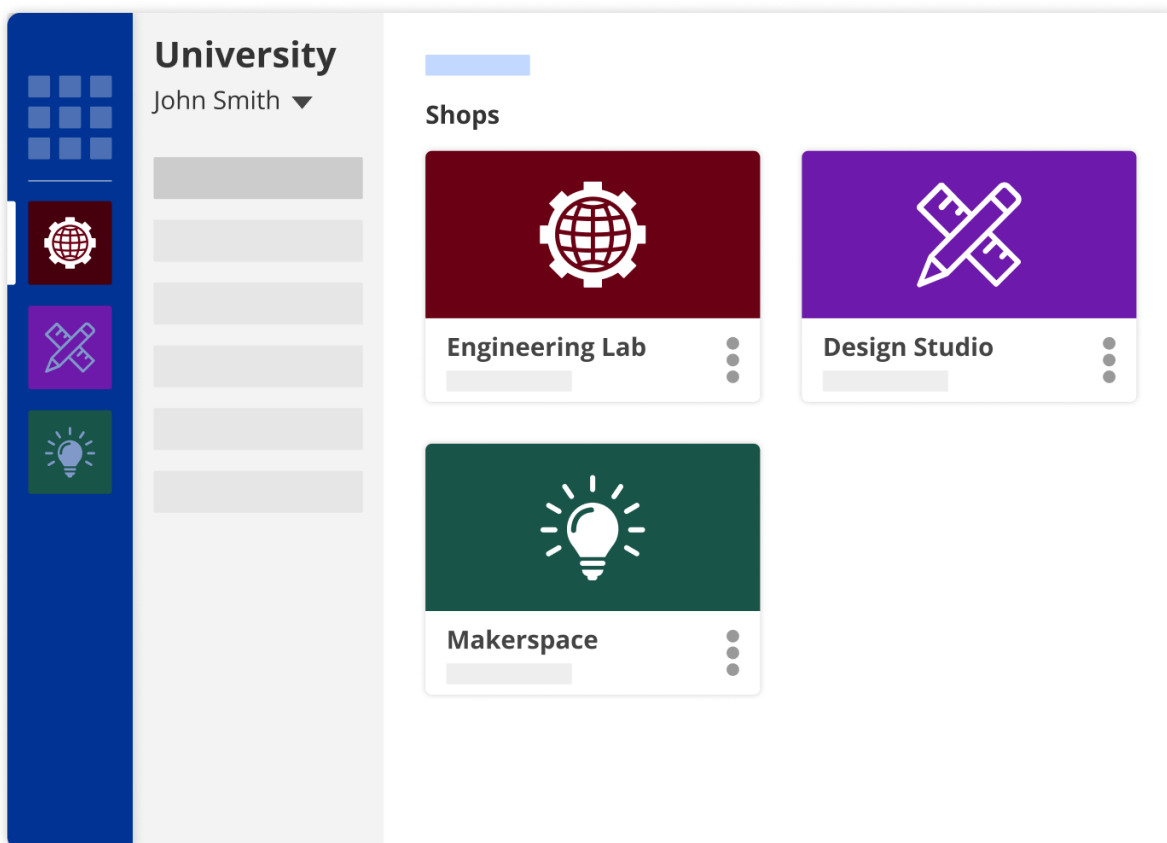
## How You Want

Every shop, makerspace, and printing lab is different. GrabCAD Shop allows you to create and configure your “shop” the way you want.

### Create Multiple Shops

Create as many shops as needed for different departments, teams, projects, or courses.

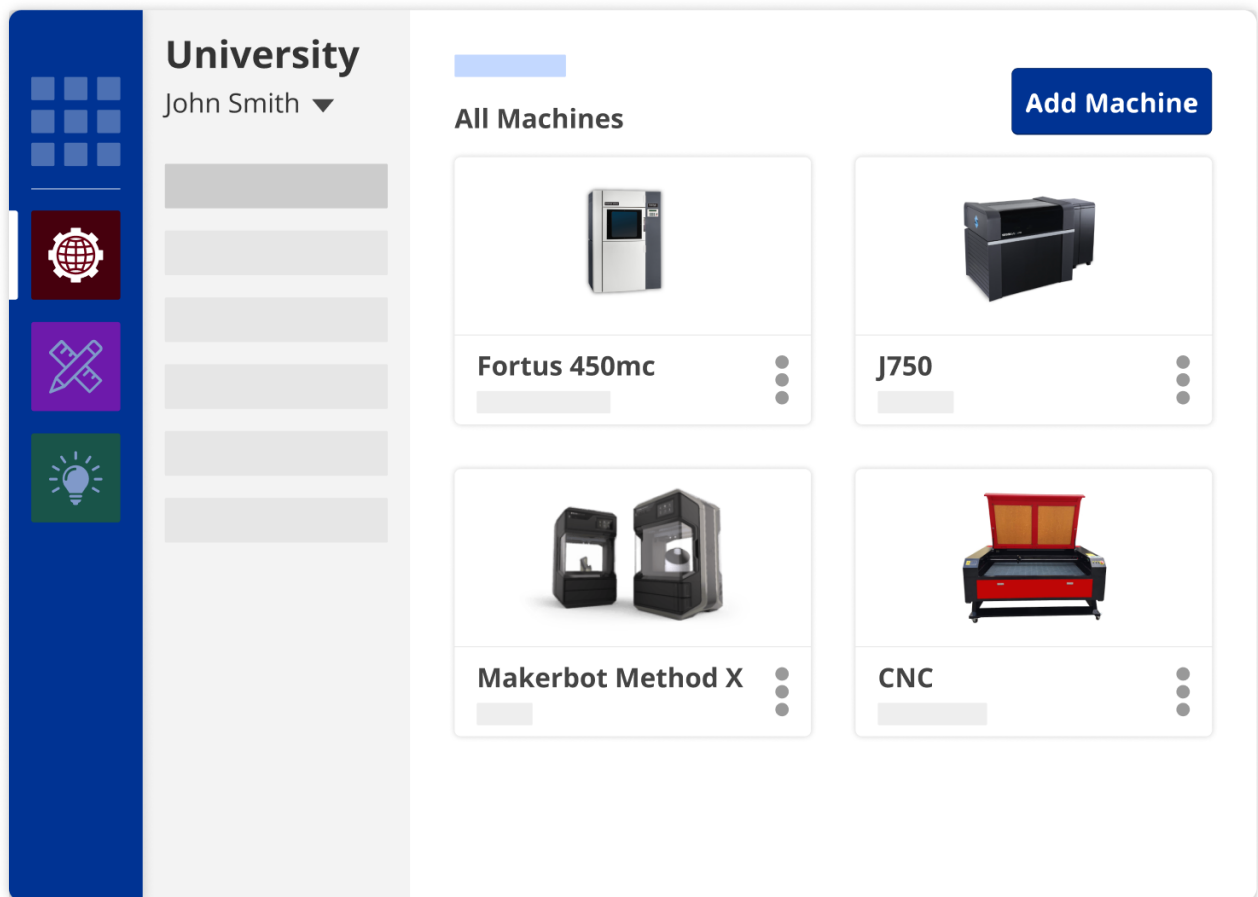
1. Go to *shop.grabcad.com*
2. Click **Create new Shop**.
3. Upload your logo.
4. Enter Shop Name.
5. Enter Default Currency.
6. Enter Preferred Units.
7. Enter Time Zone.



## Add Machines and Materials

Administrators can designate which machines and materials are available for students.

1. Select **Technologies** from our master database.
2. Select **Machines**.
3. Upload or drag and drop the machine image if no image is found.
4. Click **Add Materials & Colors**.
5. Select/Check all the materials you have available in your shop.
6. Select/Check the colors you have available in your shop.



**Note:** Stratasys machines and materials are already pre-populated in our master database. This makes setup even faster and ensures that your work orders are accurate every time.

## Add Users

Adding users has never been easier! Simply copy and paste the email addresses and assign students to their designated shops and groups.

You can control permissions and access for every student with user groups.

1. Click on admin console on the left panel (or) go to *shop.grabcad.com*
2. Click on **Users** and enter one or more user emails.
3. Assign these users to your Shop's Requestor or Operator groups to give them the right permissions and access to your Shops.

**Note:** Users must be assigned to user groups for them to access GrabCAD Shop.

# Create a Connected Workflow

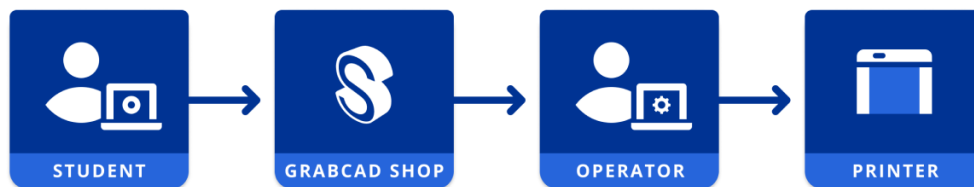
GrabCAD Shop keeps operators, teachers and students connected and minimizes confusion during the 3D printing learning process.

## Enhanced Communication

The comment feature keeps students connected, substantially improving the way teams manage and collaborate on projects.

The shop operator or teacher can comment directly in the order and the student will be alerted and can respond right away, preventing disorganized email correspondence.

Students will also receive status updates every time the job status is changed, and notified when their job is complete and ready to pick up.



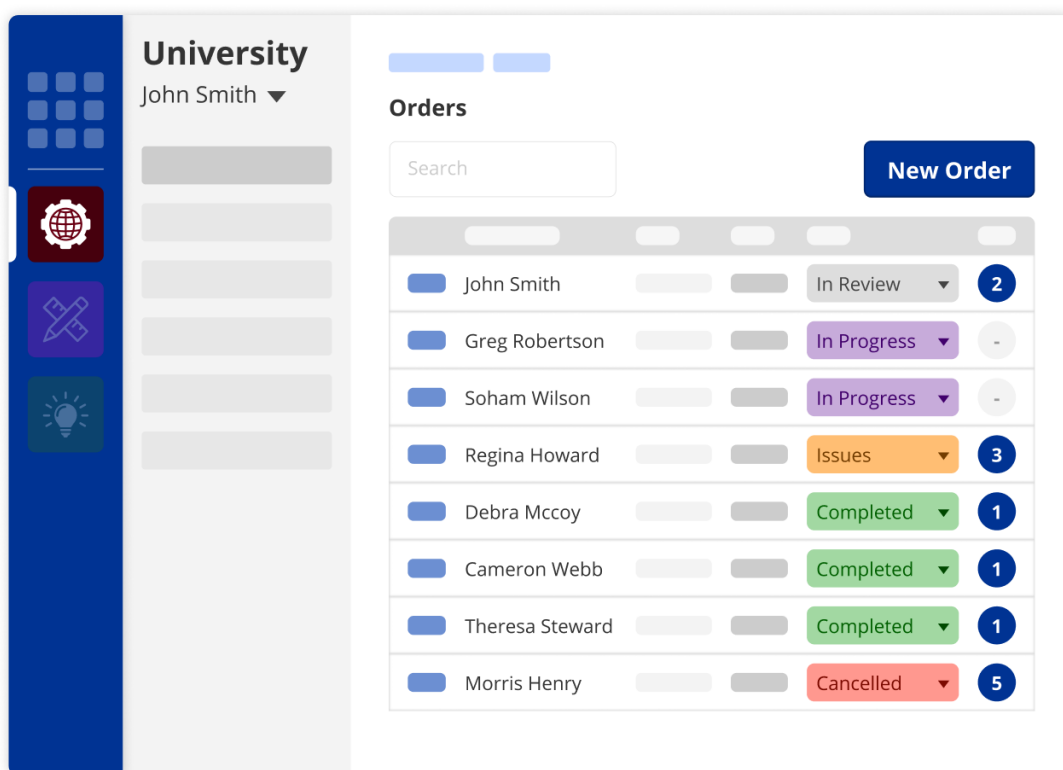
## File and Document Sharing

Students can do more than upload CAD Files. In GrabCAD Shop, they are encouraged to also upload supplementary documentation that will help the operator or teacher understand the details required to achieve the desired part.

## Intuitive Order Management

GrabCAD Shop makes it easy for operators to manage student requests by organizing orders all in one place. Operators can even sort and filter orders by technology, status type, and student.

Teachers can even assign project codes for students to use when they create their orders. This comes in handy later, when the operator organizes jobs by projects or courses. Operators can also leverage this feature for reporting purposes.



### Stratasys Headquarters

7665 Commerce Way,  
Eden Prairie, MN 55344  
+1 800 801-6491 (US Toll Free)  
+1 952 937-3000 (Intl)  
+1 952 937-0070 (Fax)

[stratasys.com](http://stratasys.com)  
ISO 9001:2015 Certified

1 Holtzman St., Science Park,  
PO Box 2496  
Rehovot 76124, Israel  
+972 74 745 4000  
+972 74 745 5000 (Fax)

### GrabCAD Headquarters

9 Camp St. 2nd Floor  
Cambridge, MA 02140  
+1 617 825 0313

[grabcad.com/shop](http://grabcad.com/shop)

